

**INSTRUCTIONS**



RED POWER ON  
GREEN ADC ENABLED



ACCEPTS BALANCED  
OR UNBALANCED INPUTS FOR STEREO  
OR MONO OPERATION  
SINGLE OR DUAL ZONE MODES

\*MONO / STEREO  
SELECTOR SWITCH

AUTOMATIC FAN CONTROL  
FAN TURNS OFF AUTOMATICALLY  
WHEN NO AUDIO IS PRESENT

**RECOMMENDED POWER SUPPLY**



PART # NB-PSU

Includes Standard 3 Pin USA Power Cord

**MONO/STEREO SWITCH\***

When the Mono/Stereo Switch is selected to Mono, the left and Right Channels are combined to give you 50 Watts RMS Mono Output

Four times more Energy Efficient  
in comparison with our nearest competitor



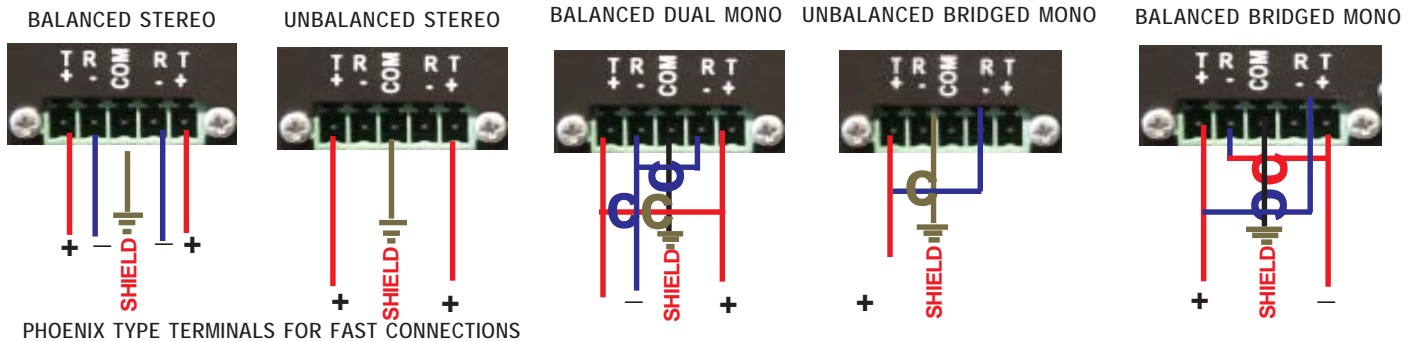
**SUPER FAST - ADC - AUTOMATIC DETECTION CIRCUIT**




This **ENERGY EFFICIENCY COOL RUNNING AUTOMATIC** Amplifier turns itself on in less than **2 milliseconds** of detecting an Audio Signal. When no Audio signal is detected it will automatically turn itself off after about 20 seconds, unless the Audio is restored before the cut off period, at which time the unit will repeat the Active Mode until finally no signal is detected.

**AUTOMATIC INTERNAL CONFIGURATION OF THE LINE INPUT**

Internal circuitry enables the user to configure the Amplifier to be used in either Balanced or Unbalanced Modes depending on the connections used. Shown below are the different Line In Connections that allow the Amplifier to accept either Balanced or Unbalanced Stereo, Balanced Dual Mono or Balanced Bridged Mono Inputs, depending on the user's requirements.



**DUAL ZONE INPUT MODE**



The Amplifier can provide 2 Separate Zones IN and two Separate Zones OUT or the two Zones can be combined to provide either Mono or Stereo Mode depending on where the Slide switch is positioned.

**NEED TO HIDE THE EQUIPMENT IN THE PLENUM**



Up to four 1/4 Rack Nigel B Design Amplifiers or Modules can be fitted using only 1 Rackspace



**Pole Mount Version**

Our Plenum Rated Equipment Boxes contains a 1 gang Receptacle for powering both the Amplifier and any other equipment concealed inside



Multi Purpose Brackets can be Pole or Surface Mounted they can also be joined together when you need more space



Even attached behind a TV Monitor or other Flat Surfaces

**All the wiring is always hidden from view using the projector's Pole**

Our Plenum Rated Equipment Boxes allow Amplifiers and other Equipment, Power Supply, AC Receptacle and all the Cables to fit inside. All Cable runs are routed internally, so that the entire unit meets UL 2034 and all Electrical Codes for Plenum Rating.

**Because the entire assembly is hidden, the chance of theft is minimized.**

**AMPLIFIER SPECIFICATIONS**


- 50 watts RMS Mono / Stereo (25 watts per Channel)
- 70 -25 V Operation
- 75 watts Peak Music Power
- Frequency Response: 15 Hz - 22 kHz
- Signal to Noise Ratio: -65 dB
- Total Harmonic Distortion: .003 dB
- Dynamic Range: 115 dB
- Overload Protection: Built In
- All Screw (Euro) Connectors

**AUTO POWER SAVING MODE**

Power is reduced to 250 milliamps in Stand By Mode

**RECOMMENDED POWER SUPPLY REQUIRED**

Nigel B Design Part # NB-PSU  
100v -240v Auto Sensing 24 v 3.3 Amps DC



**Plenum Equipment Box with Ceiling Tile Supports**



**A Projector Pole Mounted, Projector Isolation Mount to reduce Screen Vibration and Multi Purpose Bracket**