



7000 SERIES Single or Dual Zone Modes

NB-70090 DUAL ZONE AMPLIFIER INSTRUCTIONS

ACCEPTS BALANCED
OR UNBALANCED INPUTS FOR STEREO
OR MONO OPERATION
SINGLE OR DUAL ZONE MODES



MONO / STEREO
SELECTOR SWITCH

AUTOMATIC FAN CONTROL
FAN TURNS OFF AUTOMATICALLY
WHEN NO AUDIO IS PRESENT

RECOMMENDED POWER SUPPLY



PART # NB-PS170U

Includes Standard 3 Pin USA Power Cord

**Four times more Energy Efficient
in comparison with our nearest competitor**

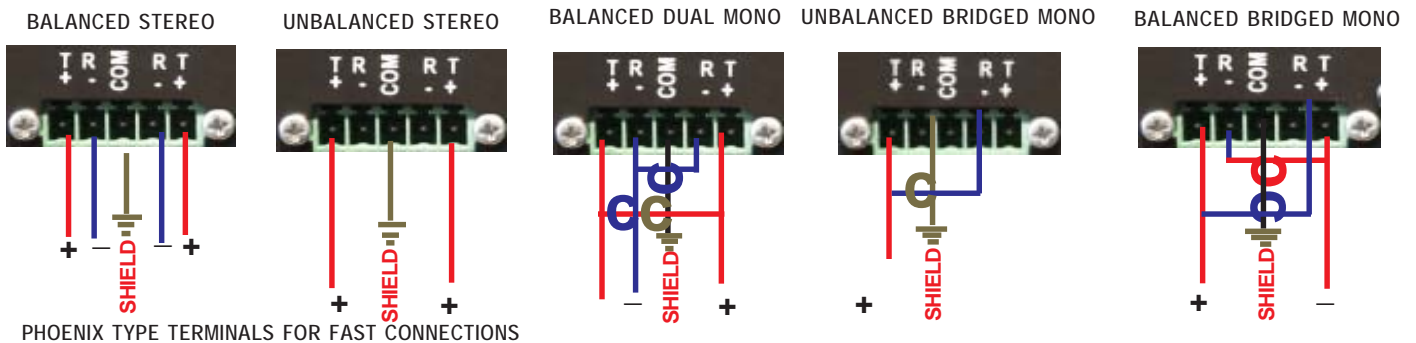
SUPER FAST - ADC - AUTOMATIC DETECTION CIRCUIT




This **ENERGY EFFICIENCY COOL RUNNING AUTOMATIC** Amplifier turns itself on in less than **2 milliseconds** of detecting an **Audio Signal**. When no Audio signal is detected it will automatically turn itself off after about 20 seconds, unless the Audio is restored before the cut off period, at which time the unit will repeat the Active Mode until finally no signal is detected.

AUTOMATIC INTERNAL CONFIGURATION OF THE LINE INPUT

Internal circuitry enables the user to configure the Amplifier to be used in either Balanced or Unbalanced Modes depending on the connections used. Shown below are the different Line In Connections that allow the Amplifier to accept either Balanced or Unbalanced Stereo, Balanced Dual Mono or Balanced Bridged Mono Inputs, depending on the user's requirements.



DUAL ZONE INPUT MODE



The Amplifier can provide 2 Separate Zones IN and two Separate Zones OUT or the two Zones can be combined to provide either Mono or Stereo Mode depending on where the Slide switch is positioned.

Please turn over for Mounting Options and Specs

NEED TO HIDE THE EQUIPMENT IN THE PLENUM



Up to four 1/4 Rack Nigel B Design Amplifiers or Modules can be fitted using only 1 Rackspace



Pole Mount Version

Our Plenum Rated Equipment Boxes contains a 1 gang Receptacle for powering both the Amplifier and any other equipment concealed inside



Multi Purpose Brackets can be Pole or Surface Mounted they can also be joined together when you need more space



Even attached behind a TV Monitor or other Flat Surfaces

All the wiring is always hidden from view using the projector's Pole

Our Plenum Rated Equipment Boxes allow Amplifiers and other Equipment, Power Supply, AC Receptacle and all the Cables to fit inside. All Cable runs are routed internally, so that the entire unit meets UL 2034 and all Electrical Codes for Plenum Rating.

Because the entire assembly is hidden, the chance of theft is minimized.

AMPLIFIER SPECIFICATIONS


- 90 watts Stereo
- (45 watts per Channel)
- 70 -25 V Operation
- 100 watts Peak Music Power
- Frequency Response: 15 Hz - 22 kHz
- Signal to Noise Ratio: -65 dB
- Total Harmonic Distortion: .003 dB
- Dynamic Range: 115 dB
- Overload Protection: Built In
- All Screw Connectors

AUTO POWER SAVING MODE

Power is reduced to 250 milliamps in Stand By Mode

RECOMMENDED POWER SUPPLY REQUIRED

- 110V - 24V 6.3 Amps DC
- Nigel B Design Part # NB-PS170U
- 100v -240v Auto Sensing 24 v 6.3 Amps DC



Plenum Equipment Box with Ceiling Tile Supports



A Projector Pole Mounted, Projector Isolation Mount to reduce Screen Vibration and Multi Purpose Bracket