



MONO/STEREO

5000 Series Model 50090 PL

90 WATT AMPLIFIER

# RS 232 CONTROLLED INSTRUCTIONS



POWER INDICATOR



TWO WAY RS 232 FOR CONTROL FROM ANY AMX®, OR CRESTRON®, AURORA WACI® CONTROLLERS OR OTHER DEVICES

ACCEPTS BALANCED OR UNBALANCED INPUTS FOR STEREO OR MONO OPERATION



AUTOMATIC FAN CONTROL FAN TURNS OFF AUTOMATICALLY WHEN NO AUDIO IS PRESENT

## THE AMPLIFIERS SWITCH THEMSELVES ON & OFF AUTOMATICALLY

The first thing you will notice is the absence of an On/Off Switch. This is no accident. By incorporating an Automatic On/Off Circuit which we call ADC, the need for a Power Switch becomes unnecessary.

## VOLUME CONTROL

The Amplifier's Volume is controlled through the RS 232 Two Way Control Port. The Front Volume Level Trim Pots control the actual (or Total Amount) of Output Level of each Channel. For Example: Setting the Front Trim Pots to 50% will provide 50% Output from the RS 232 Internal Digital Pots. So for 100% RS 232 Volume, make sure the Front Trim Pots are set some where near Maximum (turned clockwise).

## RECOMMENDED POWER SUPPLY

UL/CSA Listed Auto Sensing 100 -240 Volt 6.3 Amps DC



Includes Standard USA 3 Pin Power Cord

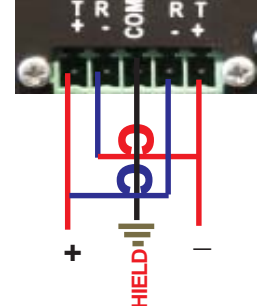
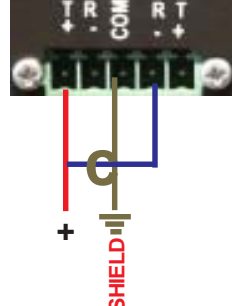
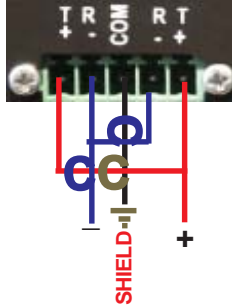


BALANCED STEREO

UNBALANCED STEREO

BALANCED DUAL MONO

UNBALANCED BRIDGED MONO

BALANCED BRIDGED MONO



PHOENIX TYPE TERMINALS FOR FAST CONNECTIONS

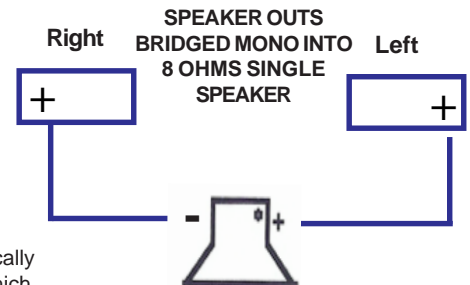
## AUTOMATIC INTERNAL CONFIGURATION OF THE LINE INPUT

Internal circuitry enables the user to configure the Amplifier to be used in either Balanced or Unbalanced Modes depending on the connections used. Shown above are the different Line In Connections that allow the Amplifier to accept either Balanced or Unbalanced Stereo, Balanced Dual Mono or Balanced Bridged Mono Inputs, depending on the user's requirements.

## SUPER FAST - ADC - AUTOMATIC DETECTION CIRCUIT



This ENERGY EFFICIENCY COOL RUNNING AUTOMATIC Amplifier turns itself on in less than 2 milliseconds of detecting an Audio Signal. When no Audio signal is detected it will automatically turn itself off after about 20 seconds, unless the Audio is restored before the cut off period, at which time the unit will repeat the Active Mode until finally no signal is detected.



Please turn over for Mounting Options and Specs



Multi Purpose Brackets can be Pole or Surface Mounted they can also be joined together when you need more space



Multi Purpose Bracket, Pole Mounted with Amplifier



Even attached behind a TV Monitor or other Flat Surfaces

**NEED TO HIDE THE EQUIPMENT IN THE PLENUM**

Hidden from view, our Plenum Rated Equipment Boxes allow Amplifiers and other Equipment, Power Supply, AC Receptacle and all the Cables to fit inside. All Cable runs are routed internally, so that the entire unit meets UL 2034 and all Electrical Codes for **Plenum Rating. Because the entire assembly is hidden, the chance of theft is minimized.**



Pole Mount Version

**AMPLIFIER SPECIFICATIONS**

90 watts Stereo into 8 Ohms  
 (45 watts per Channel)  
 100 watts Peak Music Power  
 Frequency Response: 15 Hz - 22 kHz  
 Signal to Noise Ratio: -65 dB  
 Total Harmonic Distortion: .003 dB  
 Dynamic Range: 115 dB  
 Overload Protection: Built In  
 All Screw Connectors

**AUTO POWER SAVING MODE**

Power is reduced to 250 milliamps in Stand By Mode

**RECOMMENDED POWER SUPPLY REQUIRED**

110V - 24V 3.3 Amps DC

Nigel B Design Part # NB-PS170

100v -240v Auto Sensing 24 v 6.3 Amps DC



Our Plenum Rated Equipment Boxes contains a 1 gang Receptacle for powering both the Amplifier and any other equipment concealed inside



19" 1U RackFrame Shelf

Up to four 1/4 Rack Nigel B Design Amplifiers can be fitted taking up only 1 Rackspace