

INSTRUCTIONS

ACCEPTS BALANCED OR UNBALANCED INPUTS FOR STEREO OR MONO OPERATION SINGLE OR DUAL ZONE MODES



AUTOMATIC FAN CONTROL FAN TURNS OFF AUTOMATICALLY WHEN NO AUDIO IS PRESENT

RECOMMENDED POWER SUPPLY

UL/CSA Listed Auto Sensing 100 - 240 Volt 3.3 Amps DC Part # NB-PS-UNIV



Includes Standard 3 Pin USA Power Cord

ADJUSTING TURN ON/TURN OFF SEQUENCE

Threshold level should not need Adjusting, unless the Threshold Indicator does not light up or the Sound cuts off prematurely.

Four times more Energy Efficient in comparison with our nearest competitor

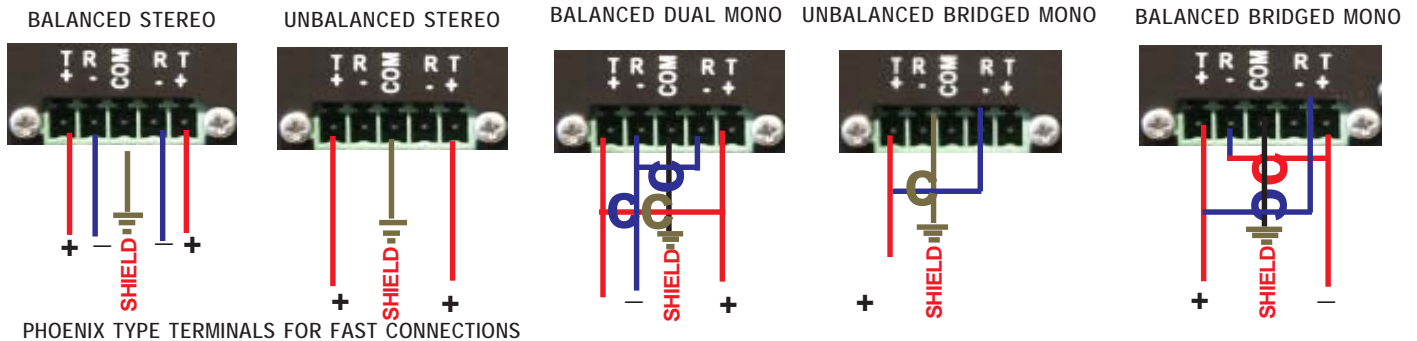


SUPER FAST - ADC - AUTOMATIC DETECTION CIRCUIT ADC


This ENERGY EFFICIENCY COOL RUNNING AUTOMATIC Amplifier turns itself on in less than 2 milliseconds of detecting an Audio Signal. When no Audio signal is detected it will automatically turn itself off after about 20 seconds, unless the Audio is restored before the cut off period, at which time the unit will repeat the Active Mode until finally no signal is detected.

AUTOMATIC INTERNAL CONFIGURATION OF THE LINE INPUT

Internal circuitry enables the user to configure the Amplifier to be used in either Balanced or Unbalanced Modes depending on the connections used. Shown below are the different Line In Connections that allow the Amplifier to accept either Balanced or Unbalanced Stereo, Balanced Dual Mono or Balanced Bridged Mono Inputs, depending on the user's requirements.



DUAL ZONE INPUT MODE



The Amplifier can provide 2 Separate Zones IN and two Separate Zones OUT or the two Zones can be combined to provide either Mono or Stereo Mode depending on where the Slide switch is positioned.

Please turn over for Mounting Options and Specs

GET RID OF MESSY WIRING AND CABLE TIES

**No Modification to the Projector Pole is required
All Cables and Wiring runs to and from the Platform inside**



Pole Mount Platform

The Pole Mount Platform uses two lengths of 1 1/2" threaded Pipe. One Pipe is fitted into the top bushing of the Platform and the other to the bushing underneath.



Up to four 1/4 Rack Nigel B Design Amplifiers can be fitted taking up only 1 Rackspace



Multi Purpose Brackets can be Pole or Surface Mounted they can also be joined together when you need more space



Even attached behind a TV Monitor or other Flat Surfaces

Structured Wiring Panel

All the wiring is always hidden from view using either the projector' Pole or the Ceiling Tile Kit's Cable Raceway

NEED TO HIDE THE EQUIPMENT IN THE PLENUM

Hidden from view, our Plenum Rated Equipment Boxes allow Amplifiers and other Equipment, Power Supply, AC Receptacle and all the Cables to fit inside. All Cable runs are routed internally, so that the entire unit meets UL 2034 and all Electrical Codes for **Plenum Rating. Because the entire assembly is hidden, the chance of theft is minimized.**

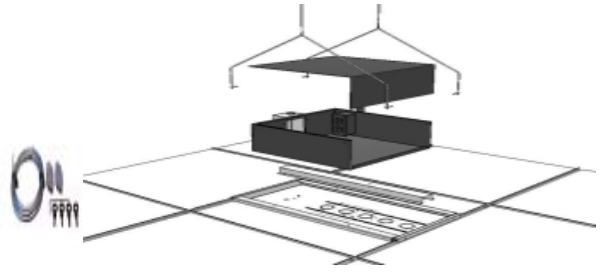


Pole Mount Version

Our Plenum Rated Equipment Boxes contains a 1 gang Receptacle for powering both the Amplifier and any other equipment concealed inside



Ceiling Tile Kit



Plenum Equipment Box & Ceiling Tile kit

AMPLIFIER SPECIFICATIONS

- 50 watts Stereo (25 watts per Channel)
- 70 -25 V Operation
- 75 watts Peak Music Power
- Frequency Response: 15 Hz - 22 kHz
- Signal to Noise Ratio: -65 dB
- Total Harmonic Distortion: .003 dB
- Dynamic Range: 115 dB
- Overload Protection: Built In
- All Screw Connectors

AUTO POWER SAVING MODE

Power is reduced to 250 milliamps in Stand By Mode

RECOMMENDED POWER SUPPLY REQUIRED

- 110V - 24V 3.3 Amps DC
- Nigel B Design Part # NB-PS-UNIV
- 100v -240v Auto Sensing 24 v 3.3 Amps DC



The StrongBox

The beauty of the StrongBox is that it fits Flush against the Ceiling Tiles. It comes complete with Built in UL/CSA AC Power Receptacle. The Locking Front Door is fitted with a Contact Closure allowing it to be connected to any Security Device should someone Tamper with the Equipment inside.



**Can be Pole Mounted or installed using the Ceiling Tile Kit
in both cases all wiring is hidden and enclosed**